



1

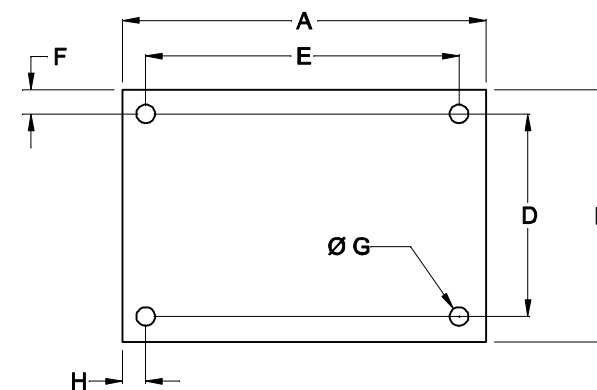
2

3

4



SAÍDAS ISOLADAS ENTRE SI



DIMENSÕES EM: [mm]

| A | B | C | D | E | F | G | H | I | J |
|----------|----------|----------|----------|----------|---------|---------|----------|----------|----------|
| 85.0±0.5 | 71.0±0.5 | 31.3±0.5 | 61.6±0.5 | 76.7±0.5 | 4.7±0.5 | 3.3±0.2 | 4.15±0.5 | 26.2±0.5 | 27.8±0.5 |

**TECNOTRAFO**

DOC. Nº

108

DIAGRAMA DE LIGAÇÃO

| | | | | |
|-----------|--|--------|---------|------------|
| CLIENTE | TECNOTRAFO | | CODIGO | 136.669.01 |
| DESCRIÇÃO | FONTE F.R.E. 85 ~ 265 VAC S.24VDC /0,3A 7,5VDC /1A | | PLACA | B-155 |
| DATA: | 03/09/10 | AUTOR: | HIKISON | CONFERIDO: |
| | | | | EMISSÃO |
| | | | | REV. 01 02 |

1

2

3

4