

1 2 3 4

A

B

C

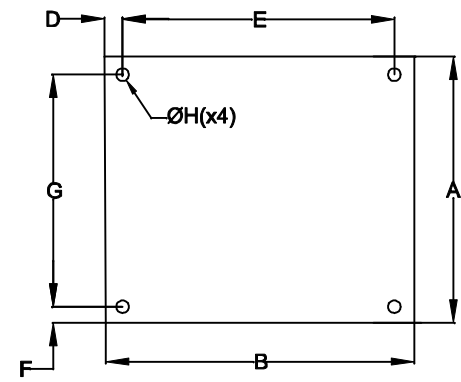
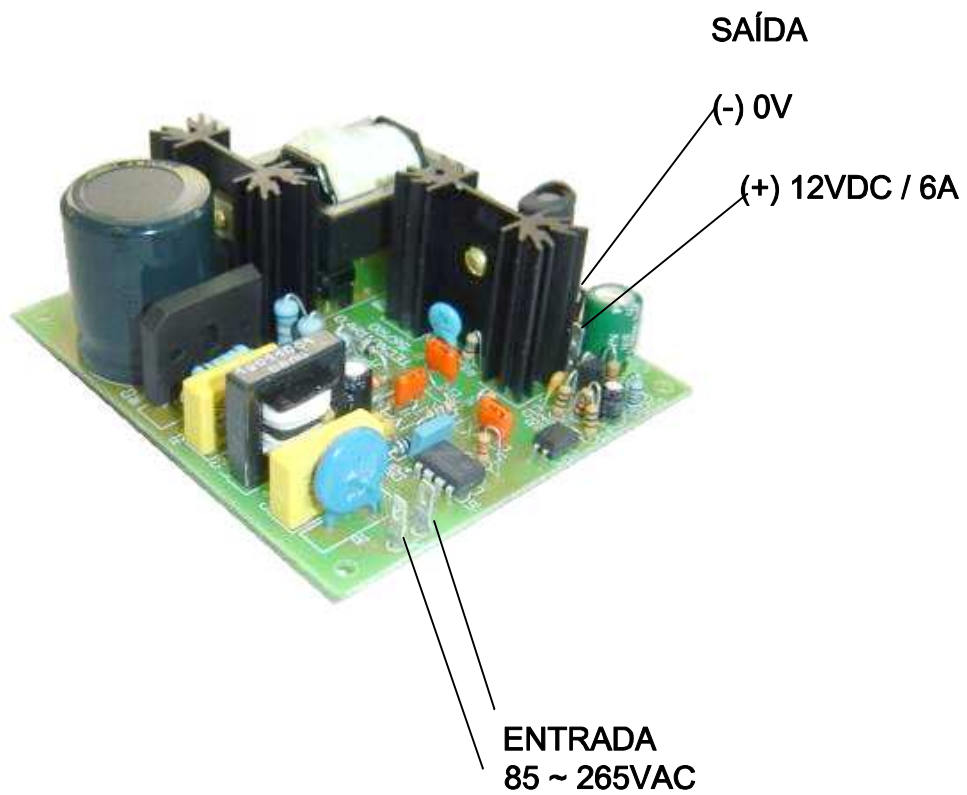
D

A

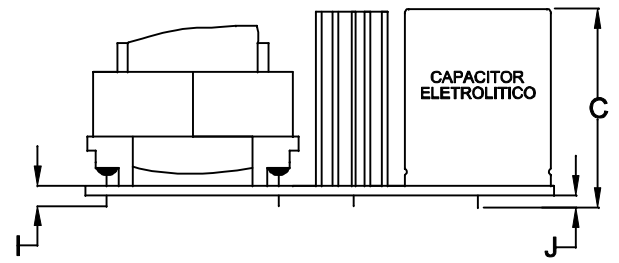
B

C

D



VISTA LATERAL



DIMENSÕES EM: [mm]

A	B	C	D	E	F	G	H	I	J
82.0±0.3	95.0±0.3	35.0±0.3	4.0±0.1	87.0±0.3	4.0±0.1	74.0±0.3	3.2±0.1	4.0±0.3	2.3±0.3

GRAU DE PRECISÃO: MÉDIA

PESO DO PRODUTO: 180 (g)

		DOC. Nº	
		108	
DIAGRAMA DE LIGAÇÃO			
CLIENTE		CODIGO	
TECNOTRAFO		136.435.01	
DESCRIÇÃO		PLACA	EMISSÃO
CONVERSOR AC DC.85~265VAC S.12VDC/6A		B-567	02
		REV.	
		00	
DATA:	AUTOR:	CONFERIDO:	
10/08/09	DANILO		

1 2 3 4